

WELCOME TO THE OSHO ONLINE LIBRARY

HELP WITH SEARCH

You are about to enter the worlds' largest online library of contemporary, controversial wisdom, covering every conceivable topic, from Anarchism to Zen, from Aikido to Zarathustra, from Buddha to Zorba.

To search the OSHO Library is very simple. Yet, a little know-how will save time and give you the result you are looking for, and also to make the most of this powerful search engine.

Part 1: [Page 2 - 14](#)

A detailed step-by-step guide on how to search the library

Part 2: [Page 15 - 17](#)

Tips on how to narrow your search results

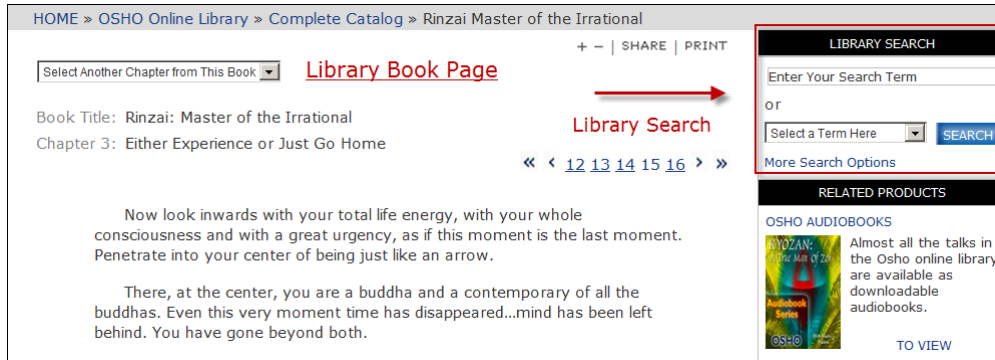
Things to know:

- Keep it simple. If you are looking for a particular topic just enter the one word. For example, if you are interested to know more about *zen*, just type *zen*.
- When using the option [All the Words](#) or [At Least One of the Words](#), the results will include the stop words, such as *the*, *and*, *of* etc. For relevant results do not use them. For example: instead of [the beauty of life](#) just say [beauty life](#).
- Search terms are not case sensitive.
For example: [India](#) brings the same result as [india](#).
- Punctuation, symbols and numbers can generally not be used (e.g. %, \$, # etc). There are some exceptions which you can read about in part 2.

Part 1: How to search the Library


There are two ways you can do a search:

1. At the top right hand corner of each library book page you will find a small box:

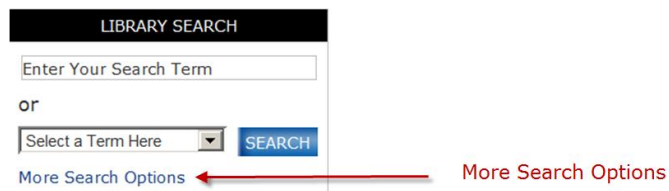


To search the library:

- type any word in the [Enter Your Search Term](#) box field.
- or
- choose from a menu of topics from the [Select a Term Here](#) option



- ✓ This search box works best for a single search term. (By default it is searching for "At Least One of the Words," "In All the Books," and "By Occurrence.") If you want to search for more than one word, or change these defaults, choose [More Search Options](#):



2. Or choose the **LIBRARY SEARCH** menu option on the left:



Clicking on [More Search Options](#), or on the **LIBRARY SEARCH** menu option will then display the main search window:

Enter Your Search Term(s) or Select a Term Here

Search Settings:

<input checked="" type="radio"/> All the Words	<input type="radio"/> Exact Phrase	<input type="radio"/> At Least One of the Words
<input checked="" type="radio"/> In All the Books	<input type="radio"/> In The Last Testament Series Only	<input type="radio"/> In Specific Book or Chapter
<input checked="" type="radio"/> By Occurrence	<input type="radio"/> By Order Spoken: From Earliest	<input type="radio"/> By Order Spoken: From Latest

To search the library:

→ type any word(s) in the box field: [Enter Your Search Term\(s\)](#). Then click on "search"

or

→ choose from the drop-down menu of topics from the box field: [Select a Term Here](#) option

Enter Your Search Term(s) or Select a Term Here

↑ Enter your term(s) here - then click "search" or ↑ Select a term from the drop-down menu of topics

- ✓ If you chose a term from the drop-down menu of topics, you will see that some words are followed by an asterisk. e.g. *absurd**. This means that when you choose this option you will be searching for all the different words which start with *absurd*, including *absurd*, like *absurdity*, *absurdly*, etc, etc. Similarly, *bliss** will bring results for *bliss*, *blissful*, *blissfully*, and so on.

The Default Search Settings:

Some boxes are already checked by default:

- *All the Words*
- *In All the Books*
- *By Occurrence*

<input checked="" type="radio"/> All the Words	<input type="radio"/> Exact Phrase	<input type="radio"/> At Least One of the Words
<input checked="" type="radio"/> In All the Books	<input type="radio"/> In The Last Testament Series Only	<input type="radio"/> In Specific Book or Chapter
<input checked="" type="radio"/> By Occurrence	<input type="radio"/> By Order Spoken: From Earliest	<input type="radio"/> By Order Spoken: From Latest

What do these expressions mean?

- ✓ *All the Words:*

As it says, choosing this option will restrict the search to pages where every selected word is mentioned, and by default within 50 words of each other. (In order to make your search more relevant, do not use connector words, like *of* and *the* etc) For example, you can type into the search box: *philosophy religion truth* and find every place in the library where all these words occur within 50 words of each other:

or

Search Settings:

<input checked="" type="radio"/> All the Words	<input type="radio"/> Exact Phrase	<input type="radio"/> At Least One of the Words
<input checked="" type="radio"/> In All the Books	<input type="radio"/> In The Last Testament Series Only	<input type="radio"/> In Specific Book or Chapter
<input checked="" type="radio"/> By Occurrence	<input type="radio"/> By Order Spoken: From Earliest	<input type="radio"/> By Order Spoken: From Latest

[Search Help](#) [Clear Search](#) Display Results Per Page

LIBRARY SEARCH RESULT(S)

Your Search Term(s) **philosophy religion truth** Appears **1263** Times on **175** Pages

Listed Below by the Frequency of Occurrence per Page

31 Result(s) on Page 1 - Chapter 18 - *The Ultimate Alchemy, Vol. 2*
[Quick Preview of Results](#) [View Full Page](#)

- To learn how you can to narrow this result further, please see part 2.

✓ *In All the Books*

Your search will include every mention in every book.

✓ *By Occurrence*

The pages with the most mentions of your search term appear first.
The results will be listed with the pages which contain the most mentions of your search term at the top.

More Options – if you want to change these default settings:

1. First Horizontal Grey Line:

If you want to change the default setting on the first horizontal grey line, just select one of the other two:

→ Exact Phrase

→ At Least One of the Words

<input checked="" type="radio"/> All the Words	<input type="radio"/> Exact Phrase	<input type="radio"/> At Least One of the Words
<input checked="" type="radio"/> In All the Books	<input type="radio"/> In The Last Testament Series Only	<input type="radio"/> In Specific Book or Chapter
<input checked="" type="radio"/> By Occurrence	<input type="radio"/> By Order Spoken: From Earliest	<input type="radio"/> By Order Spoken: From Latest

What do these expressions mean?

✓ *Exact Phrase:*

As implied, choosing this option will allow you to search for an exact phrase. There is no need to put quote signs around the phrase. (You can include connector words, like *the*, *and*, *of* etc.) For example, you can type into the search box: *you are a buddha* and find each mention of this exact phrase, which you can see in the lower half of the page:

or

Search Settings:

All the Words Exact Phrase At Least One of the Words
 In All the Books In The Last Testament Series Only In Specific Book or Chapter
 By Occurrence By Order Spoken: From Earliest By Order Spoken: From Latest

 Display Results Per Page

LIBRARY SEARCH RESULT(S)

Your Search Term(s) **you are a buddha** Appears **309** Times on **247** Pages

Listed Below by the Frequency of Occurrence per Page

5 Result(s) on Page 1 - Chapter 4 - *Turning In*
[Quick Preview of Results](#) [View Full Page](#)

Note: You can't use the asterisk * with the "Exact Phrase" option. See part 2 for more detail.

✓ *At Least One of the Words*

Your search results will bring the pages where at least one of the words you have entered in the search box is present. If you type only one word, it will search that word.

If you type two or more words, for example *Friedrich Nietzsche*, you will get all the pages which contain either the word "Friedrich" or the word, "Nietzsche." including all the pages which contain both the words.

2. Second Horizontal Grey Line:

If you want to change the default settings in the second horizontal grey line, just choose one of the others:

→ In The Last Testament Series Only

→ In Specific Book or Chapter

or

Search Settings:

All the Words Exact Phrase At Least One of the Words
 In All the Books In The Last Testament Series Only In Specific Book or Chapter
 By Occurrence By Order Spoken: From Earliest By Order Spoken: From Latest

What do these expressions mean?

✓ *In The Last Testament Series Only:*

This restricts the search to a particular series of talks which were mainly interviews with the media, but which also contain fascinating revelations about Osho's approach which don't appear anywhere else.

✓ *In Specific Book or Chapter:*

Choosing this option allows you to search for your term in a specific book or chapter.

When you select this option, a dropdown menu appears listing all the book titles in alphabetical order.

You can now enter your search term (if you have not already done so) and search within the contents of the title you have chosen. After selecting a title, click on SEARCH.

The screenshot shows a search interface with a text input containing 'buddha' and a dropdown menu labeled 'Select a Term Here'. A red arrow points to a blue 'SEARCH' button. Below this is a 'Search Settings:' section with three rows of radio buttons. The first row has 'All the Words', 'Exact Phrase' (selected), and 'At Least One of the Words'. The second row has 'In All the Books', 'In The Last Testament Series Only', and 'In Specific Book or Chapter' (selected). A red arrow points to the 'In Specific Book or Chapter' option. Below the settings is a 'Select a Book Title' dropdown menu with 'And the Flowers Showered' selected. A red arrow points to this dropdown. To the right of the dropdown is a 'Results Per Page' dropdown menu. A 'Search Help' button is visible on the left.

If you wish to narrow your search to one particular chapter of that book, you will see the chapters listed in a second drop down menu.

Select the chapter in which you want to search, then click on SEARCH:

The screenshot shows the same search interface as above. The 'Select a Book Title' dropdown is now set to 'And the Flowers Showered'. A red arrow points to a second dropdown menu labeled 'Select a Chapter Title', which is open and shows '2. The Brash Student' selected. A red arrow points to this dropdown. To the right of the dropdown is a 'Display' dropdown menu set to '25' and a 'Results Per Page' dropdown menu. A 'Search Help' button is visible on the left.

3. Third Horizontal Grey Line:

If you want to change the default settings in the third horizontal grey line, just choose one of the other two:

→ By Order Spoken: From Earliest

→ By Order Spoken: From Latest

buddha or Select a Term Here SEARCH

Search Settings:

<input checked="" type="radio"/> All the Words	<input type="radio"/> Exact Phrase	<input type="radio"/> At Least One of the Words
<input checked="" type="radio"/> In All the Books	<input type="radio"/> In The Last Testament Series Only	<input type="radio"/> In Specific Book or Chapter
<input checked="" type="radio"/> By Occurrence	<input type="radio"/> By Order Spoken: From Earliest	<input type="radio"/> By Order Spoken: From Latest

What do these expressions mean?

✓ *By Order Spoken: From Earliest*

This brings up the results of your search in the actual order in which your search term was originally spoken. The relevant pages from the earliest talks are listed first.

✓ *By Order Spoken: From Latest*

Choosing this option brings up the results in the *reverse* order in which your search term was originally spoken. The relevant pages from the latest talks are listed first.

Choosing How Many Result You Want to See on Each Search Page

✓ *Display Results Per Page*

This shows the number of results per page. By default it is set on 25. You can select from the dropdown menu 50, 100 or 200 results per page. Make the selection *before* clicking on the Search button:

Search Help Clear Search Display 25 Results Per Page

LIBRARY SEARCH RESULT(S)

25
50
100
200

New Search

You have two options to make a new search:

1. Delete your previous search term and type a new term, then click SEARCH:

 or 

Search Settings:

<input type="radio"/> All the Words	<input checked="" type="radio"/> Exact Phrase	<input type="radio"/> At Least One of the Words
<input checked="" type="radio"/> In All the Books	<input type="radio"/> In The Last Testament Series Only	<input type="radio"/> In Specific Book or Chapter
<input type="radio"/> By Occurrence	<input type="radio"/> By Order Spoken: From Earliest	<input checked="" type="radio"/> By Order Spoken: From Latest

2. Or you can use the [Clear Search](#) link:


or

Search Settings:




<input checked="" type="radio"/> All the Words	<input type="radio"/> Exact Phrase	<input type="radio"/> At Least One of the Words
<input type="radio"/> In All the Books	<input type="radio"/> In The Last Testament Series Only	<input checked="" type="radio"/> In Specific Book or Chapter

Select a Book Title

Select a Chapter Title

 Results Per Page

This will not only clear you search term, but also return the settings back to the default:

<input checked="" type="radio"/> All the Words		<input type="radio"/> Exact Phrase	<input type="radio"/> At Least One of the Words
<input checked="" type="radio"/> In All the Books		<input type="radio"/> In The Last Testament Series Only	<input type="radio"/> In Specific Book or Chapter
<input checked="" type="radio"/> By Occurrence		<input type="radio"/> By Order Spoken: From Earliest	<input type="radio"/> By Order Spoken: From Latest

How the Results Appear

Once you have chosen your search options and hit the search button, your results will appear lower down on the same page:

The screenshot shows a search interface. At the top, there is a search bar containing the word "meditation" (circled in red), followed by "or" and a dropdown menu labeled "Select a Term Here". To the right is a blue "SEARCH" button. Below this is a "Search Settings:" section with three rows of radio button options: "All the Words" (selected), "Exact Phrase", "At Least One of the Words"; "In All the Books" (selected), "In The Last Testament Series Only", "In Specific Book or Chapter"; and "By Occurrence" (selected), "By Order Spoken: From Earliest", "By Order Spoken: From Latest". Below the settings are links for "Search Help", "Clear Search", and a "Display 25 Results Per Page" dropdown. A black header bar reads "LIBRARY SEARCH RESULT(S)". Below it, a grey box states "Your Search Term(s) meditation Appears 18338 Times on 8111 Pages" (the entire box is circled in red). Underneath, it says "Listed Below by the Frequency of Occurrence per Page". Two search results are listed: "32 Result(s) on Page 16 - Chapter 2 - *Flight of the Alone to the Alone*" with a red arrow pointing to it from the text "Search Results", and "20 Result(s) on Page 15 - Chapter 1 - *The Dhammapada: The Way of the Buddha, Vol. 6*". Each result has links for "Quick Preview of Results" and "View Full Page".

You can view any page result in 2 ways:

- *Quick Preview of Results*
- *View Full Page*

This is a close-up of the search results section. It shows the same grey box as above: "Your Search Term(s) meditation Appears 18338 Times on 8111 Pages" (circled in red). Below it, it says "Listed Below by the Frequency of Occurrence per Page". The first result is "32 Result(s) on Page 16 - Chapter 2 - *Flight of the Alone to the Alone*". Below this result, the links "Quick Preview of Results" and "View Full Page" are circled in red, with red arrows pointing to them from the right.

✓ *Quick Preview of Results*

This allows you to quickly review this page of results. On this preview page you will find all the *paragraphs* which contain your search term (not the full page).

If not all paragraphs fit in the window, you can scroll down to view all paragraphs.

You will be able to see your search term highlighted in blue. From this quick preview page, you can return to the full list of results by clicking [Back to Search Results](#) or you can see the full page by clicking the link [View Full Page](#).

The screenshot shows a search results preview page. At the top, it says "14 Results on Page 2 - Chapter 21 - The Invitation". Below that, it says "Paragraphs on this page which include your search term:". The main content area contains four paragraphs, each with the word "Meditation" highlighted in blue. The first paragraph is: "Meditation is only a technique to reach to the ecstatic state, to the state of divine intoxication. It is a simple technique, but the mind makes it very complex. Mind has to make it very complex and difficult, because both cannot exist together." The second paragraph is: "Meditation is the death of the mind." The third paragraph is: "Naturally, mind resists every effort for meditation. And if you go on without listening to the mind... It is clever and cunning enough to give you false directions and call them meditation." The fourth paragraph is: "Just today I was informed about one of the people who has been for many years a disciple of Maharishi Mahesh Yogi. He is now here meditating, but he continues his master Maharishi Mahesh Yogi's meditation too." Below the paragraphs, there are two buttons: "Back to Search Results" and "View Full Page", both circled in red. A red arrow points to the scroll bar on the right side of the preview area, with the text "Scroll to see all Paragraphs" next to it.

✓ [View Full Page](#)

This simply takes you directly to the full page of results:

The screenshot shows the full page of search results for "Meditation". At the top, it says "OSHO Online Library » The Books » And Now and Here". Below that, there are navigation links: "Back To Search Result", "Previous Result", "Next Result", and "Cancel". There is also a dropdown menu labeled "Select Another Chapter from This Book". Below the navigation links, it says "Book Title: And Now and Here" and "Chapter 7: I Teach Death". At the bottom, there are page numbers: "« < 17 18 19 20 21 > »". The main content area contains a paragraph: "Meditation is a way to be finished with the mind, to part with the mind. Meditation means to step out of the mind. Meditation means to move away from the mind. Meditation means cessation of the mind. Meditation means to stay away from where the confusion is. By moving away from the confusion, the confusion stills – because it is our very presence that creates it. If we move away, it ceases to be."

On the full search results page, you have several options:

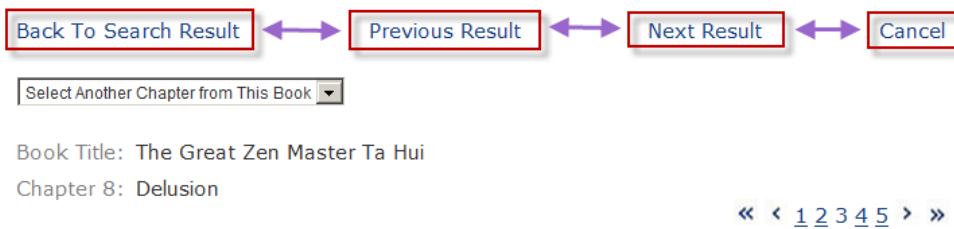
1. These links:

→ *Back To Your Search Results*

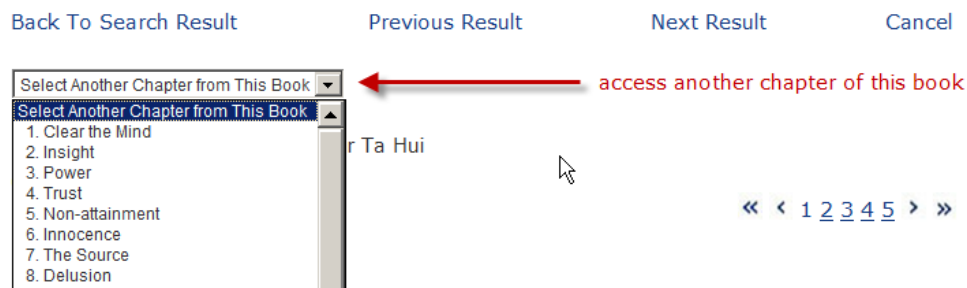
→ *To the Previous Results' Page*

→ *To the Next Results' Page*

→ *Cancel* clears the search history of the results and leaves you where you are to continue reading



2. This dropdown menu above allows you to access any other chapter of this book:



3. A click on any of the page numbers will take you to another page of this specific chapter:

[Back To Search Result](#) [Previous Result](#) [Next Result](#) [Cancel](#)

Select Another Chapter from This Book ▾

Book Title: The Great Zen Master Ta Hui

Chapter 8: Delusion

→ « < [1](#) [2](#) [3](#) [4](#) [5](#) > »

But **buddhahood** is another name of oneness. There is nothing opposite to buddha. It is not part of the world of dualities, it is the very transcendence beyond the dualities. Every duality will disappear...then you will know oneness, then you will know your enlightenment, then you will be a buddha.

Copying the text

If you would like to copy the text from this page (or part of this page), first click on the PRINT icon. From the print page you can copy and paste the text into a word document or email. Copy and paste is also possible from the Search Result *Preview page*.

Please add the source of the Osho piece and the copyright notice and date to your copy to help maintain the integrity of Osho's words and their use. As you can imagine, audiochecking and transcribing thousands of hours of speech inevitably includes errors. Over time, every recording is being double checked and mistakes corrected.

New Search from Book Page

At any time you can start a new search from any regular library page by entering your search term into the box at the top right hand corner of the page and hitting "Search."

You can also view the dropdown menu provided which has a selection of topics to choose from. Selecting any item from that list starts a search for that search term.

Select Another Chapter from This Book ▾

Book Title: The Book of Wisdom

Chapter 9: Watching the Watcher

+ - | [SHARE](#) | [PRINT](#)

LIBRARY SEARCH

→ Enter Your Search Term

or

→ Select a Term Here ▾ [SEARCH](#)

« < [1](#) [2](#) [3](#) [4](#) [5](#) > »

[More Search Options](#)

Related Products

Each page is linked, via the related products column, to the same content available in different formats from the shop. So, if you are reading about Osho Dynamic Meditation, you may want to see the video of this meditation. Or read the text in the print edition of the book, or the ebook, or listen to this talk....

Book Title: The Book of Nothing: Hsin Hsin Ming
Chapter 1: The Great Way Is Not Difficult

*The great way is not difficult
for those who have no preferences.
When love and hate are both absent
everything becomes clear and undisguised.
Make the smallest distinction, however,
and heaven and earth are set infinitely apart.
If you wish to see the truth
then hold no opinion for or against...
The struggle of what one likes and what one dislikes
is the disease of the mind.*

We will be entering the beautiful world of a Zen master's no-mind. Sosan is the third Zen patriarch. Nothing much is known about him – this is as it should be, because history records only violence. History does not record silence, it cannot record it. All records are of disturbance. Whenever someone becomes really silent, he disappears from all records, he is no longer a part of our madness. So it is as it should be.

Sosan remained a wandering monk his whole life. He never stayed anywhere; he was always passing, going, moving. He was a river; he was not a pond, static. He was a constant movement. That is the meaning of Buddha's wanderers: not only in the outside world but in the inside world also they should be homeless – because whenever you make a home you become attached to it. They should remain rootless; there is no home for them except this whole universe.

Even when it was recognized that Sosan had become enlightened, he continued his old beggar's way. And nothing was special about him. He was an ordinary man, the man of Tao.

One thing I would like to say, and you have to remember it: Zen is a crossbreeding. And just as more beautiful flowers can come out of crossbreeding, and more beautiful children are born out of crossbreeding, the same has happened with Zen.

Zen is a crossbreeding between Buddha's thought and Lao Tzu's thought. It is a great meeting, the greatest that ever took place. That's why Zen is more beautiful than Buddha's thought and more beautiful than Lao Tzu's thought. It is a rare flowering of the highest peaks and the meeting of those peaks. Zen is neither Buddhist nor Taoist, but it carries both within it.

« < 1 2 3 4 5 > »

or

Select a Term Here

More Search Options

RELATED PRODUCTS

OSHO AUDIOBOOKS

 This talk is available as a downloadable audiobook. [TO VIEW](#)

OSHO BOOKS

 This series of talks is available in print. [TO VIEW](#)

OSHO E-BOOKS

 This series of talks is available as an ebook. [TO VIEW](#)

OSHO VIDEOS

 You can also experience some of these talks on video. [TO VIEW](#)

OSHO ACTIVE MEDITATION

 Discover more about this revolutionary approach to meditation. [TO VIEW](#)

Part 2: Tips on how to narrow your search results

- If you want to find words which might have different endings, use an asterisk (the symbol *) at the end of the word. For example: to find *meditation*, *meditate* and *meditative*, type in *meditat** and you will get all the words that start with *meditat*. Note: using an asterisk does not work in the [Exact Phrase](#) option
- There is no need to use quotation marks if you type two or more words and click on the [Exact Phrase](#) option:

or

Search Settings:

<input type="radio"/> All the Words	<input checked="" type="radio"/> Exact Phrase	<input type="radio"/> At Least One of the Words
<input checked="" type="radio"/> In All the Books	<input type="radio"/> In The Last Testament Series Only	<input type="radio"/> In Specific Book or Chapter
<input checked="" type="radio"/> By Occurrence	<input type="radio"/> By Order Spoken: From Earliest	<input type="radio"/> By Order Spoken: From Latest

Display Results Per Page

LIBRARY SEARCH RESULT(S)

Your Search Term(s) **beyond mind** Appears **415** Times on **348** Page(s)

Listed Below by the Frequency of Occurrence per Page

However, you may use quote marks to indicate an exact phrase if you select [All the Words](#) or [At Least One of the Words](#).

For example, the search terms *"beyond mind" bliss* will bring results where the term *"beyond mind"* is an exact phrase and appears on the same page (within 50 words) as the word *bliss*:

- Use the words that are most likely to appear on the page. For example, instead of saying *I am depressed*, say *depressed*, or *depression* because that's the term describing this state. Or may be better, *depress**.
- Describe what you need with as few terms as possible. The goal of each word in a query is to focus it further. Since all the words are used, each additional word limits the results. If you limit too much, you will miss a lot of useful information. The main advantage to starting with fewer keywords is that, if you don't get what you need, the results will most likely give you a good indication of what additional words are needed to refine your search.
- Choose descriptive words to narrow your results. The more common a word is, the more results will appear. For example: the word *meditation* has 18,338 mentions on 8111 Pages. If you want to know how meditation relates to creativity, type in both words and select **All the Words** option. That will narrow your results considerably. You might want to narrow it down even more, adding another word, for example *art*. Then you will find the pages where Osho speaks on *meditation*, *creativity* and *art*:

The screenshot shows a search interface with the following elements:

- A search input field containing "meditation creativity art" with a red box around it.
- A dropdown menu labeled "Select a Term Here" with a downward arrow.
- A blue "SEARCH" button.
- A "Search Settings:" section with a red arrow pointing to the "All the Words" option, which is selected and has a red box around it.
- Other search settings include: "Exact Phrase", "At Least One of the Words", "In All the Books", "In The Last Testament Series Only", "In Specific Book or Chapter", "By Occurrence", "By Order Spoken: From Earliest", and "By Order Spoken: From Latest".
- Navigation links: "Search Help", "Clear Search", and "Display 25 Results Per Page".
- A black header bar with the text "LIBRARY SEARCH RESULT(S)".
- A grey result box containing: "Your Search Term(s) **meditation creativity art** Appears 230 Times on 37 Page(s) Listed Below by the Frequency of Occurrence per Page".
- Below the result box, it says "15 Result(s) on Page 14 - Chapter 26 - *The Last Testament, Vol. 3*" with links for "Quick Preview of Results" and "View Full Page".

- Try different versions of the same word(s). For example, *meditative creative art* will bring different results on the same subject
- You can narrow your search results in the **All the Words** option further by indicating the number or words between the search term. To do so, use **w/10** between each word to indicate that these two terms need to occur *within 10 words*. You can choose

any number. For example, you want to search the terms *meditation* and *creativity*, and you want these to occur within 5 words (rather than the default 50 words):

So, to ask for the word *meditation* within 5 words of *creativity*:

Enter *meditation w/5 creativity*, and select **All the Words**:

The screenshot shows a search interface. At the top, there is a search box containing "meditation w/5 creativity" and a dropdown menu set to "Select a Term Here". A blue "SEARCH" button is to the right. Below the search box, the "Search Settings:" section is visible. The "All the Words" option is selected and highlighted with a red box. Other options include "Exact Phrase", "At Least One of the Words", "In All the Books", "In The Last Testament Series Only", "In Specific Book or Chapter", "By Occurrence", "By Order Spoken: From Earliest", and "By Order Spoken: From Latest". Below the settings, there are links for "Search Help", "Clear Search", and "Display 25 Results Per Page". A black bar indicates "LIBRARY SEARCH RESULT(S)". Below this, a grey box states: "Your Search Term(s) **meditation w/5 creativity** Appears 44 Times on 19 Page(s) Listed Below by the Frequency of Occurrence per Page". At the bottom, it says "4 Result(s) on Page 8 - Chapter 23 - The Golden Future" with links for "Quick Preview of Results" and "View Full Page".

Your results will now only include these terms *if they occur within 5 words*, e.g. this is the first result of the above search:

4 Results on Page 8 - Chapter 23 - The Golden Future

Paragraphs on this page which include your search term:

Milarepa, **creativity** is secondary, **meditation** is basic and fundamental; everything should come out of your **meditation**. Then it will give you a beatitude, your being a new song, and it will help others to experience something of it. It will depend on their meditativeness.

Whether you create, or you observe an objective piece of **creativity, meditation** should be the key. Without it, mind can only spread on the canvas its nightmares. Most of the paintings of the great painters like Paul Gauguin or Picasso are almost like vomit. They could not contain their agony and suffering – it was so much they threw it on the canvas to get relief. The real objective art is not a relief; it is not a sickness that you want to get rid of. It is a blissfulness that you want to share. And by sharing, it grows; you have more of it, the more it is shared.

Enjoy this voyage of discovery! And do feel free to let us know if any of the above is not clear and can be better explained by contacting research@osho.com.